

- Measurement and control technology

Room Temperature Controller

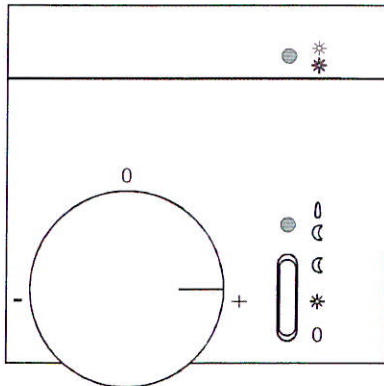


Illustration TR 1

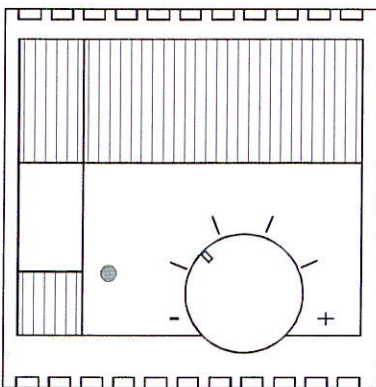


Illustration TR 2/3

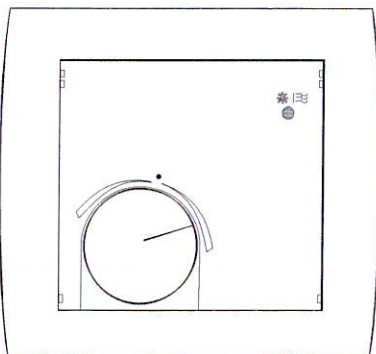


Illustration TR 2/3 M

The *S&L* - Room Temperature Controller TR 1 and TR2/3 is designed for temperature control of the room as well as for the protection of the cooling ceiling against damage resulting from condensation.

The controller TR1 (finery appliance) has an exit for heading for a valve and is switchable between heating or cooling

The controller TR2/3 (sub finery appliance) can as well as 1 valve (heating or cooling) heads for and is rearranged moreover internally and consequently 2 valves, heating and cooling, heads for.

With the option of the external set point remote adjustment, it is applied to two-line systems (heating or cooling) and three/four line systems (heating and cooling) as a surface equipment unit.

The controller TR2/3 M (sub finery appliance) for the Integration in different switch Programs can as well as 1 valve (heating or cooling) heads for and is rearranged moreover internally and consequently 2 valves, heating and cooling, heads for.

With the option of the external set point remote adjustment, it is applied to two-line systems (heating or cooling) and three/four line systems (heating and cooling) as a surface equipment unit.

The *S&L* - Room Temperature Controller is equipped with a connection for Clina dew point sensors. The actual operating status (cooling / heating / danger of dew point) is indicated by light-emitting diodes.

The room temperature is upheld by means of a plain 2-point-control mode (Open/Shut). By way of the room temperature controller, the temperature is recorded, and by an actuating signal the zone valve with actuator is energised. As a result of this low level water content and the spreading of 2K, a constant control is not necessary. This mode of room temperature control is preferentially applied both for cooling and heating purposes with the capillary tube system.

Technical Data

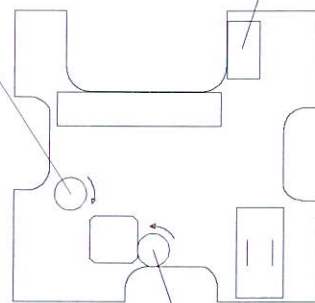
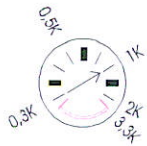
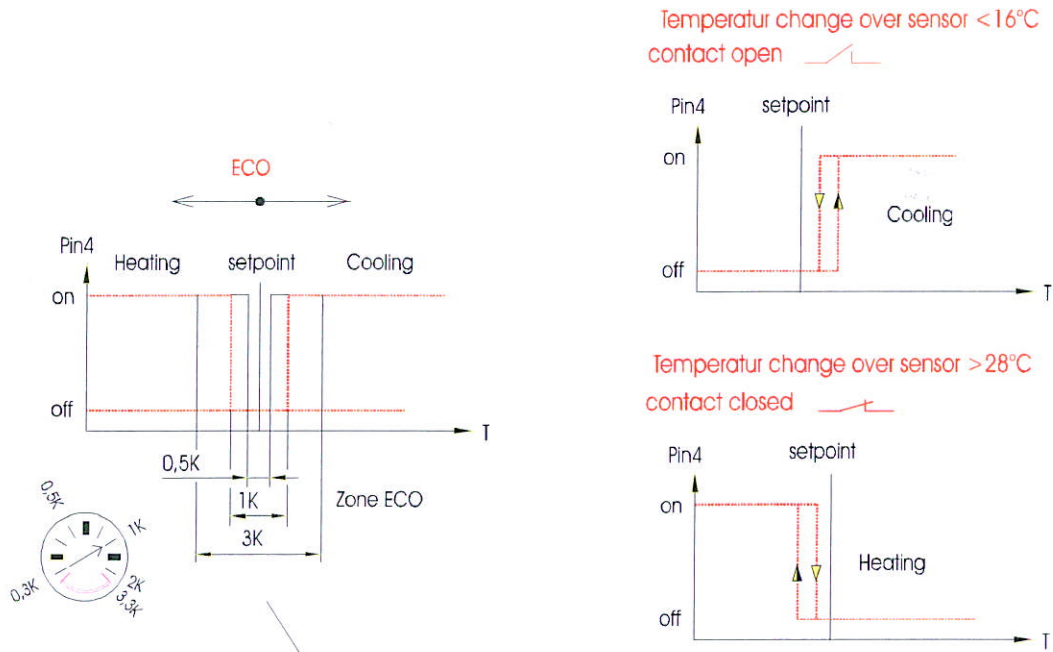
	TR 1	TR 2/3	TR 2/3 M
Dimensions:	74 x 74 x 27 mm	70 x 70 x 20 mm	80 x 80 x 15 mm
Operating voltage:	24 V ~ ± 10%, 50 - 60 Hz	24 V ~ ± 10%, 50 - 60 Hz	24 V ~ ± 10%, 50 - 60 Hz
Power input at no-load run:		30 mA	
Control range:	13 – 29°C	5 - 30°C	13 – 29°C
Switching hysteresis:	ca. 1 K statisch	1 K	< 1 K
Temperature sensor:	internal NTC	internal NTC	internal NTC
Switching outputs:	24 V~ / 32 VA (1A)	TRIAC, 24 V~ / 1 A, temporary bis 2,5 A	24 V~ / 32 VA (1A)
Casing colour:	equal RAL 9010	RAL 9010	Equal RAL 9010
Functions:	cooling or heating with changeover point-remote adjustment	a) cooling or heating b) cooling and heating with point-remote adjustment	a) cooling or heating b) cooling and heating with point-remote adjustment
installation:	Finery appliance	Sub finery appliance	

Art.-No.	Description	Price
TR 1	Room temperature controller Heating or Cooling finery appliance	
TR 2/3	Room temperature controller Heating or/and Cooling sub finery appliance	
TR 2/3 M	Room temperature controller Heating or/and Cooling sub finery appliance for Integration in different switch programs	
VRR 1	masking frame for TR 1 for flush-mounting Ø >65mm	
VRR 2/3	masking frame for TR 2/3 for flush-mounting Ø >65mm	

Taupunkterkennung und Temperaturregelung bei Kühldecken

Adjustment

— fixed set points
— possible set points



- ☾ = ECO-Betrieb
- ☀ = Normalbetrieb
- 0 = Zwang Zu (Regler aus)

